REDUCCION DE PAGO ELECTRICO

2026

	MES	KWH/MES SIN PANELES	KWH/MES AUTOCONSUMO	KWH/MES EXPORTADA	COSTO KWH	COSTO COMECIALIZACION KWH	PRECIO SIN PANELES	PRECIO CON PANELES	PRECIO CONTRIBUCION	PRECIO CONTRIBUCION P	
1	ENE	26333.27	8743.06	3442.10	$ 761.15	$ 4.75	$ 20,043,658.46	$ 10,785,241.64	$ 27,058,938.92	$ 14,554,348.80	
2	FEB	24903.38	7395.30	3224.10	$ 785.08	$ 4.90	$ 19,551,222.12	$ 11,229,916.16	$ 26,394,149.86	$ 15,154,853.47	
3	MAR	28117.49	8335.86	2816.74	$ 754.43	$ 4.71	$ 21,212,606.18	$ 12,812,048.33	$ 28,637,018.34	$ 17,291,619.80	
4	ABR	26109.73	8364.64	2730.73	$ 788.81	$ 4.93	$ 20,595,642.12	$ 11,856,944.65	$ 27,804,116.86	$ 16,002,166.43	
5	MAY	26039.39	8389.15	3484.59	$ 791.54	$ 4.94	$ 20,611,227.84	$ 11,229,916.24	$ 27,825,157.59	$ 15,154,357.34	
6	JUN	25440.40	8251.77	2853.53	$ 799.02	$ 4.99	$ 20,327,391.60	$ 11,468,272.67	$ 27,441,978.67	$ 15,477,183.81	
7	JUL	25256.72	8210.44	3154.51	$ 762.37	$ 4.76	$ 19,254,965.44	$ 10,605,690.90	$ 25,994,203.35	$ 14,312,425.44	
8	AGO	24788.58	7624.89	3646.01	$ 783.44	$ 4.89	$ 19,420,276.04	$ 10,608,092.38	$ 26,217,372.65	$ 14,314,680.41	
9	SEP	20152.36	6453.85	4144.16	$ 769.13	$ 4.80	$ 15,499,817.68	$ 7,368,455.95	$ 20,924,753.87	$ 9,940,447.65	
10	OCT	21749.64	6584.82	3767.14	$ 768.83	$ 4.80	$ 16,721,803.39	$ 8,780,983.87	$ 22,574,434.57	$ 11,847,996.73	
11	NOV	18756.80	6251.19	3929.60	$ 766.53	$ 4.79	$ 14,377,682.62	$ 6,592,601.40	$ 19,409,871.53	$ 8,893,427.11	
12	DIC	18590.03	6316.14	5851.79	$ 767.18	$ 4.79	$ 14,261,901.70	$ 4,954,943.59	$ 19,253,567.29	$ 6,679,359.77	
			TOTAL ANUAL				$ 221,878,195.19	$ 118,293,107.78	$ 299,535,563.50	$ 159,622,866.76	46.71%
										precio de kwh promedio	$ 557.66

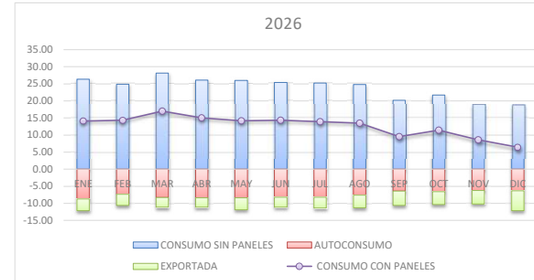

REDUCCION DE PAGO ELECTRICO

2027

	MES	KWH/MES SIN PANELES	KWH/MES AUTOCONSUMO	KWH/MES EXPORTADA	COSTO KWH	COSTO COMECIALIZACION KWH	PRECIO SIN PANELES	PRECIO CON PANELES	PRECIO CONTRIBUCION	PRECIO CONTRIBUCION P	
1	ENE	26333.27	8655.63	3407.68	$ 791.60	$ 4.94	$ 20,845,404.80	$ 11,312,938.84	$ 28,141,296.48	$ 15,266,570.49	
2	FEB	24903.38	7321.35	3191.86	$ 816.49	$ 5.10	$ 20,333,271.01	$ 11,765,654.39	$ 27,449,915.86	$ 15,877,936.29	
3	MAR	28117.49	8252.50	2788.57	$ 784.60	$ 4.90	$ 22,061,110.43	$ 13,411,896.07	$ 29,782,499.07	$ 18,101,276.74	
4	ABR	26109.73	8281.00	2703.42	$ 820.36	$ 5.12	$ 21,419,467.80	$ 12,422,104.89	$ 28,916,281.53	$ 16,764,993.37	
5	MAY	26039.39	8305.25	3449.74	$ 823.20	$ 5.14	$ 21,435,676.96	$ 11,776,678.54	$ 28,938,163.89	$ 15,892,307.96	
6	JUN	25440.40	8169.26	2824.99	$ 830.98	$ 5.19	$ 21,140,487.27	$ 12,019,138.41	$ 28,539,657.81	$ 16,220,705.03	
7	JUL	25256.72	8128.34	3122.96	$ 792.86	$ 4.95	$ 20,025,164.06	$ 11,119,870.99	$ 27,033,971.48	$ 15,006,412.94	
8	AGO	24788.58	7548.64	3609.54	$ 814.77	$ 5.09	$ 20,197,087.08	$ 11,124,062.78	$ 27,266,067.55	$ 15,011,055.62	
9	SEP	20152.36	6389.31	4102.72	$ 799.90	$ 5.00	$ 16,119,810.39	$ 7,747,760.35	$ 21,761,744.03	$ 10,452,302.34	
10	OCT	21749.64	6518.97	3729.47	$ 799.58	$ 4.99	$ 17,390,675.52	$ 9,214,807.75	$ 23,477,411.95	$ 12,433,471.56	
11	NOV	18756.80	6188.67	3890.30	$ 797.19	$ 4.98	$ 14,952,789.92	$ 6,937,270.31	$ 20,186,266.39	$ 9,358,535.22	
12	DIC	18590.03	6252.98	5793.27	$ 797.87	$ 4.98	$ 14,832,377.76	$ 5,249,933.70	$ 20,023,709.98	$ 7,077,305.92	
			TOTAL ANUAL				$ 230,753,322.99	$ 124,102,117.00	$ 311,516,986.04	$ 167,462,873.48	46.24%
										precio de kwh promedio	$ 585.05

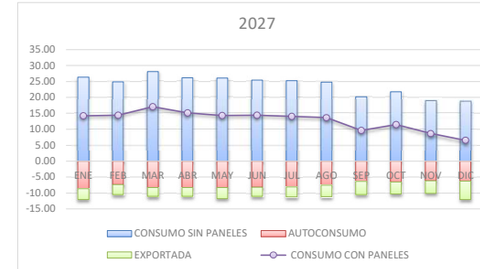

REDUCCION DE PAGO ELECTRICO

2028

	MES	KWH/MES SIN PANELES	KWH/MES AUTOCONSUMO	KWH/MES EXPORTADA	COSTO KWH	COSTO COMECIALIZACION KWH	PRECIO SIN PANELES	PRECIO CON PANELES	PRECIO CONTRIBUCION	PRECIO CONTRIBUCION P	
1	ENE	26333.27	8569.08	3373.61	$ 823.26	$ 5.14	$ 21,679,220.99	$ 11,864,594.04	$ 29,266,948.34	$ 16,011,130.45	
2	FEB	24903.38	7248.13	3159.94	$ 849.15	$ 5.30	$ 21,146,601.85	$ 12,325,383.77	$ 28,547,912.49	$ 16,633,402.33	
3	MAR	28117.49	8169.98	2760.69	$ 815.99	$ 5.10	$ 22,943,554.84	$ 14,038,323.74	$ 30,973,799.04	$ 18,946,812.52	
4	ABR	26109.73	8198.19	2676.39	$ 853.18	$ 5.33	$ 22,276,246.51	$ 13,012,561.66	$ 30,072,932.79	$ 17,561,966.50	
5	MAY	26039.39	8222.20	3415.24	$ 856.13	$ 5.35	$ 22,293,104.04	$ 12,348,199.26	$ 30,095,690.45	$ 16,663,677.18	
6	JUN	25440.40	8087.56	2796.74	$ 864.22	$ 5.40	$ 21,986,106.76	$ 12,594,765.97	$ 29,681,244.12	$ 16,997,650.34	
7	JUL	25256.72	8047.05	3091.73	$ 824.58	$ 5.15	$ 20,826,170.62	$ 11,657,280.87	$ 28,115,330.34	$ 15,731,756.07	
8	AGO	24788.58	7473.15	3573.45	$ 847.36	$ 5.29	$ 21,004,970.56	$ 11,663,384.75	$ 28,356,710.26	$ 15,738,949.97	
9	SEP	20152.36	6325.42	4061.69	$ 831.89	$ 5.20	$ 16,764,602.81	$ 8,144,740.09	$ 22,632,213.79	$ 10,988,012.63	
10	OCT	21749.64	6453.78	3692.18	$ 831.57	$ 5.19	$ 18,086,302.54	$ 9,668,429.08	$ 24,416,508.43	$ 13,045,667.40	
11	NOV	18756.80	6126.79	3851.40	$ 829.08	$ 5.18	$ 15,550,901.52	$ 7,298,122.52	$ 20,993,717.05	$ 9,845,485.03	
12	DIC	18590.03	6190.45	5735.34	$ 829.78	$ 5.18	$ 15,425,672.87	$ 5,559,588.46	$ 20,824,658.38	$ 7,495,040.76	
			TOTAL ANUAL				$ 239,983,455.91	$ 130,175,374.22	$ 323,977,665.48	$ 175,659,551.19	45.78%
										precio de kwh promedio	$ 613.68

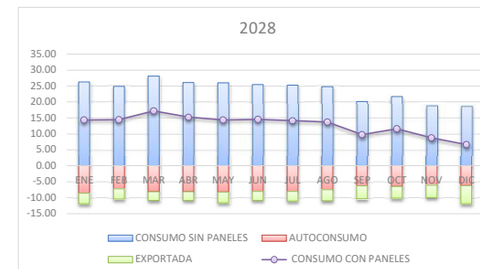

REDUCCION DE PAGO ELECTRICO

2029

	MES	KWH/MES SIN PANELES	KWH/MES AUTOCONSUMO	KWH/MES EXPORTADA	COSTO KWH	COSTO COMECIALIZACION KWH	PRECIO SIN PANELES	PRECIO CON PANELES	PRECIO CONTRIBUCION	PRECIO CONTRIBUCION P	
1	ENE	26333.27	8483.39	3339.87	$ 856.19	$ 5.35	$ 22,546,389.83	$ 12,441,249.92	$ 30,437,626.27	$ 16,789,436.18	
2	FEB	24903.38	7175.65	3128.34	$ 883.11	$ 5.52	$ 21,992,465.92	$ 12,910,139.79	$ 29,689,828.99	$ 17,422,649.33	
3	MAR	28117.49	8088.28	2733.08	$ 848.63	$ 5.30	$ 23,861,297.04	$ 14,692,471.09	$ 32,212,751.00	$ 19,829,765.68	
4	ABR	26109.73	8116.20	2649.62	$ 887.31	$ 5.54	$ 23,167,296.37	$ 13,629,406.44	$ 31,275,850.10	$ 18,394,559.21	
5	MAY	26039.39	8139.98	3381.09	$ 890.38	$ 5.56	$ 23,184,828.20	$ 12,945,554.24	$ 31,299,518.07	$ 17,469,917.21	
6	JUN	25440.40	8006.69	2768.78	$ 898.79	$ 5.61	$ 22,865,551.03	$ 13,196,226.56	$ 30,868,493.89	$ 17,809,465.73	
7	JUL	25256.72	7966.58	3060.82	$ 857.56	$ 5.36	$ 21,659,217.45	$ 12,218,928.56	$ 29,239,943.55	$ 16,489,815.49	
8	AGO	24788.58	7398.42	3537.72	$ 881.26	$ 5.50	$ 21,845,169.38	$ 12,227,072.63	$ 29,490,978.67	$ 16,499,732.68	
9	SEP	20152.36	6262.17	4021.08	$ 865.17	$ 5.40	$ 17,435,186.92	$ 8,560,176.26	$ 23,537,502.34	$ 11,548,632.83	
10	OCT	21749.64	6389.24	3655.26	$ 864.83	$ 5.40	$ 18,809,754.64	$ 10,142,712.13	$ 25,393,168.77	$ 13,685,750.84	
11	NOV	18756.80	6065.52	3812.89	$ 862.24	$ 5.39	$ 16,172,937.58	$ 7,675,876.32	$ 21,833,465.73	$ 10,355,246.04	
12	DIC	18590.03	6128.55	5677.99	$ 862.97	$ 5.39	$ 16,042,699.79	$ 5,884,579.28	$ 21,657,644.72	$ 7,933,470.42	
			TOTAL ANUAL				$ 249,582,794.15	$ 136,524,393.24	$ 336,936,772.10	$ 184,228,441.62	45.32%
										precio de kwh promedio	$ 643.62

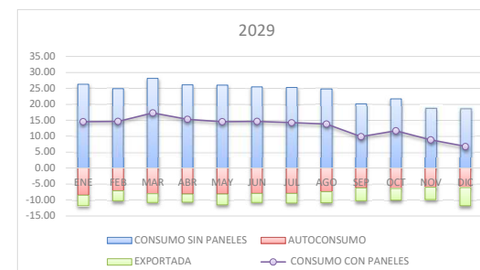

REDUCCION DE PAGO ELECTRICO

2030

	MES	KWH/MES SIN PANELES	KWH/MES AUTOCONSUMO	KWH/MES EXPORTADA	COSTO KWH	COSTO COMECIALIZACION KWH	PRECIO SIN PANELES	PRECIO CON PANELES	PRECIO CONTRIBUCION	PRECIO CONTRIBUCION P	
1	ENE	26333.27	8398.55	3306.47	$ 890.44	$ 5.56	$ 23,448,245.43	$ 13,043,993.38	$ 31,655,131.33	$ 17,602,954.80	
2	FEB	24903.38	7103.90	3097.06	$ 918.44	$ 5.74	$ 22,872,164.56	$ 13,521,001.58	$ 30,877,422.15	$ 18,247,133.97	
3	MAR	28117.49	8007.40	2705.75	$ 882.57	$ 5.51	$ 24,815,748.92	$ 15,375,525.73	$ 33,501,261.04	$ 20,751,739.36	
4	ABR	26109.73	8035.04	2623.13	$ 922.80	$ 5.76	$ 24,093,988.23	$ 14,273,776.76	$ 32,526,884.11	$ 19,264,307.00	
5	MAY	26039.39	8058.58	3347.28	$ 925.99	$ 5.78	$ 24,112,221.32	$ 13,569,864.86	$ 32,551,498.79	$ 18,312,541.74	
6	JUN	25440.40	7926.62	2741.09	$ 934.74	$ 5.84	$ 23,780,173.07	$ 13,824,636.59	$ 32,103,233.65	$ 18,657,658.25	
7	JUL	25256.72	7886.92	3030.21	$ 891.86	$ 5.57	$ 22,525,586.15	$ 12,805,864.71	$ 30,409,541.30	$ 17,282,009.44	
8	AGO	24788.58	7324.43	3502.34	$ 916.51	$ 5.72	$ 22,718,976.16	$ 12,816,183.74	$ 30,670,617.81	$ 17,294,830.94	
9	SEP	20152.36	6199.54	3980.87	$ 899.78	$ 5.62	$ 18,132,594.40	$ 8,994,883.42	$ 24,479,002.43	$ 12,135,262.39	
10	OCT	21749.64	6325.35	3618.70	$ 899.42	$ 5.62	$ 19,562,144.83	$ 10,638,557.86	$ 26,408,895.52	$ 14,354,938.02	
11	NOV	18756.80	6004.86	3774.76	$ 896.73	$ 5.60	$ 16,819,855.08	$ 8,071,280.81	$ 22,706,804.36	$ 10,888,829.37	
12	DIC	18590.03	6067.26	5621.21	$ 897.49	$ 5.61	$ 16,684,407.78	$ 6,225,606.90	$ 22,523,950.51	$ 8,393,540.64	
				TOTAL ANUAL			$ 259,566,105.91	$ 143,161,176.34	$ 350,414,242.98	$ 193,185,745.93	44.87%
									precio de kwh promedio	$ 674.91	

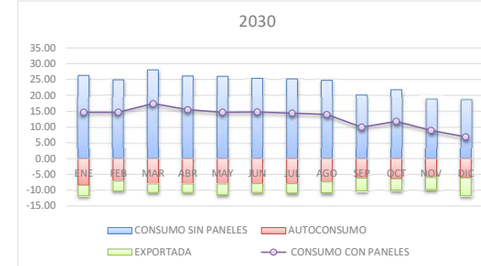

REDUCCION DE PAGO ELECTRICO

2031

	MES	KWH/MES SIN PANELES	KWH/MES AUTOCONSUMO	KWH/MES EXPORTADA	COSTO KWH	COSTO COMECIALIZACION KWH	PRECIO SIN PANELES	PRECIO CON PANELES	PRECIO CONTRIBUCION	PRECIO CONTRIBUCION P	
1	ENE	26333.27	8314.57	3273.41	$ 926.06	$ 5.78	$ 24,386,175.24	$ 13,673,957.33	$ 32,921,336.58	$ 18,453,215.63	
2	FEB	24903.38	7032.86	3066.09	$ 955.17	$ 5.97	$ 23,787,051.14	$ 14,159,093.73	$ 32,112,519.04	$ 19,108,374.33	
3	MAR	28117.49	7927.32	2678.69	$ 917.88	$ 5.73	$ 25,808,378.87	$ 16,088,725.08	$ 34,841,311.48	$ 21,714,403.96	
4	ABR	26109.73	7954.69	2596.90	$ 959.71	$ 5.99	$ 25,057,747.76	$ 14,946,858.03	$ 33,827,959.47	$ 20,172,810.08	
5	MAY	26039.39	7977.99	3313.81	$ 963.03	$ 6.01	$ 25,076,710.18	$ 14,222,299.96	$ 33,853,558.74	$ 19,193,128.57	
6	JUN	25440.40	7847.35	2713.68	$ 972.13	$ 6.07	$ 24,731,379.99	$ 14,481,159.64	$ 33,387,362.99	$ 19,543,798.56	
7	JUL	25256.72	7808.05	2999.91	$ 927.54	$ 5.79	$ 23,426,609.59	$ 13,419,184.40	$ 31,625,922.95	$ 18,109,816.15	
8	AGO	24788.58	7251.19	3467.31	$ 953.17	$ 5.95	$ 23,627,735.20	$ 13,431,820.13	$ 31,897,442.53	$ 18,125,732.36	
9	SEP	20152.36	6137.55	3941.06	$ 935.77	$ 5.84	$ 18,857,898.17	$ 9,449,710.95	$ 25,458,162.53	$ 12,749,047.78	
10	OCT	21749.64	6262.09	3582.52	$ 935.40	$ 5.84	$ 20,344,630.62	$ 11,156,905.48	$ 27,465,251.34	$ 15,054,496.70	
11	NOV	18756.80	5944.81	3737.01	$ 932.60	$ 5.82	$ 17,492,649.28	$ 8,485,117.22	$ 23,615,076.53	$ 11,447,289.49	
12	DIC	18590.03	6006.59	5564.99	$ 933.39	$ 5.83	$ 17,351,784.09	$ 6,583,402.71	$ 23,424,908.53	$ 8,876,238.53	
				TOTAL ANUAL			$ 269,948,750.15	$ 150,098,234.66	$ 364,430,812.70	$ 202,548,352.13	44.42%
									precio de kwh promedio	$ 707.62	

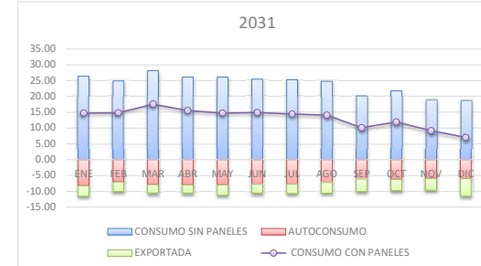

REDUCCION DE PAGO ELECTRICO

2032

	MES	KWH/MES SIN PANELES	KWH/MES AUTOCONSUMO	KWH/MES EXPORTADA	COSTO KWH	COSTO COMECIALIZACION KWH	PRECIO SIN PANELES	PRECIO CON PANELES	PRECIO CONTRIBUCION	PRECIO CONTRIBUCION P	
1	ENE	26333.27	8231.42	3240.67	$ 963.10	$ 6.02	$ 25,361,622.25	$ 14,332,322.69	$ 34,238,190.04	$ 19,341,812.71	
2	FEB	24903.38	6962.53	3035.43	$ 993.38	$ 6.20	$ 24,738,533.18	$ 14,825,588.24	$ 33,397,019.80	$ 20,007,952.40	
3	MAR	28117.49	7848.05	2651.91	$ 954.59	$ 5.96	$ 26,840,714.03	$ 16,833,358.48	$ 36,234,963.94	$ 22,719,499.95	
4	ABR	26109.73	7875.15	2570.93	$ 998.10	$ 6.23	$ 26,060,057.67	$ 15,649,885.60	$ 35,181,077.85	$ 21,121,736.04	
5	MAY	26039.39	7898.21	3280.67	$ 1,001.55	$ 6.26	$ 26,079,778.58	$ 14,904,077.83	$ 35,207,701.09	$ 20,113,322.18	
6	JUN	25440.40	7768.88	2686.54	$ 1,011.02	$ 6.31	$ 25,720,635.19	$ 15,167,008.31	$ 34,722,857.51	$ 20,469,523.58	
7	JUL	25256.72	7729.97	2969.91	$ 964.64	$ 6.03	$ 24,363,673.98	$ 14,060,029.00	$ 32,890,959.87	$ 18,974,776.30	
8	AGO	24788.58	7178.68	3432.64	$ 991.30	$ 6.19	$ 24,572,844.61	$ 14,075,130.45	$ 33,173,340.23	$ 18,993,987.44	
9	SEP	20152.36	6076.17	3901.65	$ 973.20	$ 6.08	$ 19,612,214.10	$ 9,925,544.54	$ 26,476,489.03	$ 13,391,184.48	
10	OCT	21749.64	6199.47	3546.69	$ 972.82	$ 6.08	$ 21,158,415.85	$ 11,698,734.04	$ 28,563,861.40	$ 15,785,748.42	
11	NOV	18756.80	5885.37	3699.64	$ 969.91	$ 6.06	$ 18,192,355.26	$ 8,918,200.24	$ 24,559,679.60	$ 12,031,726.05	
12	DIC	18590.03	5946.52	5509.34	$ 970.73	$ 6.06	$ 18,045,855.46	$ 6,958,729.98	$ 24,361,904.87	$ 9,382,594.24	
				TOTAL ANUAL			$ 280,746,700.16	$ 157,348,609.41	$ 379,008,045.21	$ 212,333,863.81	43.98%
									precio de kwh promedio	$ 741.81	

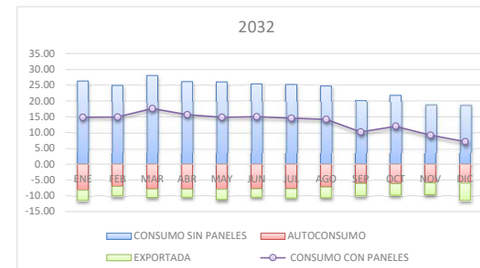

REDUCCION DE PAGO ELECTRICO

2033

	MES	KWH/MES SIN PANELES	KWH/MES AUTOCONSUMO	KWH/MES EXPORTADA	COSTO KWH	COSTO COMECIALIZACION KWH	PRECIO SIN PANELES	PRECIO CON PANELES	PRECIO CONTRIBUCION	PRECIO CONTRIBUCION P	
1	ENE	26333.27	8149.11	3208.26	$ 1,001.63	$ 6.26	$ 26,376,087.14	$ 15,020,320.32	$ 35,607,717.64	$ 20,270,407.55	
2	FEB	24903.38	6892.90	3005.07	$ 1,033.12	$ 6.45	$ 25,728,074.51	$ 15,521,706.40	$ 34,732,900.59	$ 20,947,516.80	
3	MAR	28117.49	7769.57	2625.39	$ 992.78	$ 6.20	$ 27,914,342.59	$ 17,610,769.32	$ 37,684,362.50	$ 23,768,840.78	
4	ABR	26109.73	7796.39	2545.22	$ 1,038.02	$ 6.48	$ 27,102,459.97	$ 16,384,146.82	$ 36,588,320.96	$ 22,112,822.64	
5	MAY	26039.39	7819.23	3247.86	$ 1,041.61	$ 6.51	$ 27,122,969.73	$ 15,616,468.23	$ 36,616,009.13	$ 21,074,836.61	
6	JUN	25440.40	7691.19	2659.68	$ 1,051.46	$ 6.57	$ 26,749,460.60	$ 15,883,446.37	$ 36,111,771.81	$ 21,436,539.19	
7	JUL	25256.72	7652.67	2940.21	$ 1,003.23	$ 6.27	$ 25,338,220.93	$ 14,729,588.07	$ 34,206,598.26	$ 19,878,495.66	
8	AGO	24788.58	7106.89	3398.31	$ 1,030.95	$ 6.44	$ 25,555,758.40	$ 14,747,311.90	$ 34,500,273.84	$ 19,901,212.21	
9	SEP	20152.36	6015.41	3862.63	$ 1,012.12	$ 6.32	$ 20,396,702.66	$ 10,423,307.68	$ 27,535,548.59	$ 14,062,919.03	
10	OCT	21749.64	6137.48	3511.22	$ 1,011.73	$ 6.32	$ 22,004,752.48	$ 12,265,064.09	$ 29,706,415.85	$ 16,550,070.73	
11	NOV	18756.80	5826.51	3662.64	$ 1,008.70	$ 6.30	$ 18,920,049.47	$ 9,371,379.46	$ 25,542,066.78	$ 12,643,285.81	
12	DIC	18590.03	5887.06	5454.25	$ 1,009.56	$ 6.31	$ 18,767,689.67	$ 7,352,385.29	$ 25,336,381.06	$ 9,913,682.84	
				TOTAL ANUAL			$ 291,976,568.16	$ 164,925,893.93	$ 394,168,367.02	$ 222,560,629.85	43.54%
									precio de kwh promedio	$ 777.54	

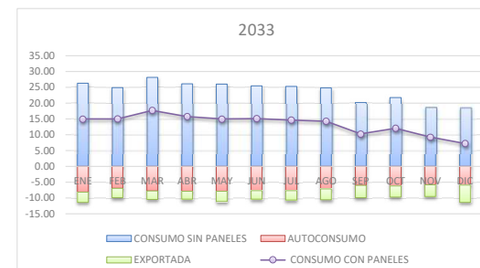

REDUCCION DE PAGO ELECTRICO

2034

	MES	KWH/MES SIN PANELES	KWH/MES AUTOCONSUMO	KWH/MES EXPORTADA	COSTO KWH	COSTO COMECIALIZACION KWH	PRECIO SIN PANELES	PRECIO CON PANELES	PRECIO CONTRIBUCION	PRECIO CONTRIBUCION P
1	ENE	26333.27	8067.62	3176.18	$ 1,041.69	$ 6.51	$ 27,431,130.63	$ 15,739,233.10	$ 37,032,026.35	$ 21,240,731.87
2	FEB	24903.38	6823.97	2975.02	$ 1,074.44	$ 6.71	$ 26,757,197.49	$ 16,248,720.88	$ 36,122,216.61	$ 21,928,785.46
3	MAR	28117.49	7691.87	2599.13	$ 1,032.49	$ 6.45	$ 29,030,916.29	$ 18,422,357.25	$ 39,191,737.00	$ 24,864,315.83
4	ABR	26109.73	7718.43	2519.76	$ 1,079.54	$ 6.74	$ 28,186,558.37	$ 17,150,983.14	$ 38,051,853.80	$ 23,147,880.73
5	MAY	26039.39	7741.04	3215.39	$ 1,083.28	$ 6.77	$ 28,207,888.52	$ 16,360,794.57	$ 38,080,649.50	$ 22,079,458.27
6	JUN	25440.40	7614.28	2633.08	$ 1,093.51	$ 6.83	$ 27,819,439.02	$ 16,631,790.77	$ 37,556,242.68	$ 22,446,623.18
7	JUL	25256.72	7576.14	2910.81	$ 1,043.36	$ 6.52	$ 26,351,749.77	$ 15,429,101.37	$ 35,574,862.19	$ 20,822,647.76
8	AGO	24788.58	7035.82	3364.33	$ 1,072.19	$ 6.70	$ 26,577,988.73	$ 15,449,612.22	$ 35,880,284.79	$ 20,849,090.94
9	SEP	20152.36	5955.26	3824.00	$ 1,052.61	$ 6.57	$ 21,212,570.77	$ 10,943,963.30	$ 28,636,970.54	$ 14,765,551.14
10	OCT	21749.64	6076.10	3476.11	$ 1,052.20	$ 6.57	$ 22,884,942.58	$ 12,856,959.41	$ 30,894,672.49	$ 17,348,899.55
11	NOV	18756.80	5768.25	3626.02	$ 1,049.05	$ 6.55	$ 19,676,851.44	$ 9,845,540.81	$ 26,563,749.45	$ 13,283,164.56
12	DIC	18590.03	5828.19	5399.71	$ 1,049.94	$ 6.56	$ 19,518,397.26	$ 7,765,199.86	$ 26,349,836.30	$ 10,470,626.22
				TOTAL ANUAL			$ 303,655,630.89	$ 172,844,256.70	$ 409,935,101.70	$ 233,247,775.51 43.10%

precio de kwh promedio $ 814.87

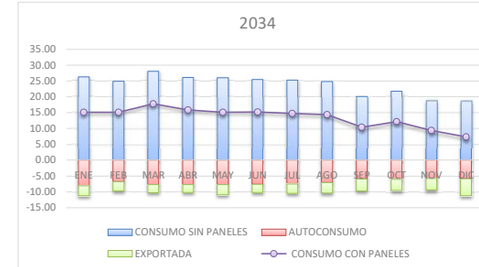

REDUCCION DE PAGO ELECTRICO

2035

	MES	KWH/MES SIN PANELES	KWH/MES AUTOCONSUMO	KWH/MES EXPORTADA	COSTO KWH	COSTO COMECIALIZACION KWH	PRECIO SIN PANELES	PRECIO CON PANELES	PRECIO CONTRIBUCION	PRECIO CONTRIBUCION P
1	ENE	26333.27	7986.94	3144.42	$ 1,083.36	$ 6.77	$ 28,528,375.85	$ 16,490,398.16	$ 38,513,307.40	$ 22,254,590.61
2	FEB	24903.38	6755.73	2945.27	$ 1,117.42	$ 6.98	$ 27,827,485.39	$ 17,007,957.87	$ 37,567,105.28	$ 22,953,548.57
3	MAR	28117.49	7614.95	2573.14	$ 1,073.79	$ 6.71	$ 30,192,152.95	$ 19,269,580.55	$ 40,759,406.48	$ 26,007,893.65
4	ABR	26109.73	7641.25	2494.57	$ 1,122.72	$ 7.01	$ 29,314,020.71	$ 17,951,792.45	$ 39,573,927.96	$ 24,228,797.28
5	MAY	26039.39	7663.63	3183.23	$ 1,126.61	$ 7.04	$ 29,336,204.06	$ 17,138,436.13	$ 39,603,875.48	$ 23,129,048.99
6	JUN	25440.40	7538.14	2606.75	$ 1,137.25	$ 7.10	$ 28,932,216.59	$ 17,413,413.94	$ 39,058,492.39	$ 23,501,628.15
7	JUL	25256.72	7500.38	2881.70	$ 1,085.09	$ 6.78	$ 27,405,819.76	$ 16,159,860.97	$ 36,997,856.68	$ 21,808,976.70
8	AGO	24788.58	6965.46	3330.69	$ 1,115.07	$ 6.96	$ 27,641,108.28	$ 16,183,331.82	$ 37,315,496.18	$ 21,839,378.99
9	SEP	20152.36	5895.70	3785.76	$ 1,094.71	$ 6.84	$ 22,061,073.60	$ 11,488,515.35	$ 29,782,449.36	$ 15,500,435.94
10	OCT	21749.64	6015.34	3441.35	$ 1,094.29	$ 6.83	$ 23,800,340.29	$ 13,475,528.82	$ 32,130,459.39	$ 18,183,731.57
11	NOV	18756.80	5710.57	3589.76	$ 1,091.01	$ 6.81	$ 20,463,925.50	$ 10,341,608.07	$ 27,626,299.43	$ 13,952,609.23
12	DIC	18590.03	5769.91	5345.71	$ 1,091.94	$ 6.82	$ 20,299,133.15	$ 8,198,041.11	$ 27,403,829.76	$ 11,054,595.05
				TOTAL ANUAL			$ 315,801,856.13	$ 181,118,465.25	$ 426,332,505.77	$ 244,415,234.72 42.67%

precio de kwh promedio $ 853.89

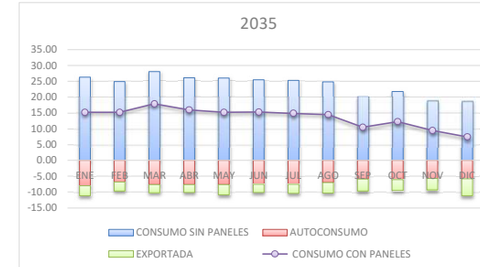

REDUCCION DE PAGO ELECTRICO

2036

	MES	KWH/MES SIN PANELES	KWH/MES AUTOCONSUMO	KWH/MES EXPORTADA	COSTO KWH	COSTO COMECIALIZACION KWH	PRECIO SIN PANELES	PRECIO CON PANELES	PRECIO CONTRIBUCION	PRECIO CONTRIBUCION P
1	ENE	26333.27	7907.07	3112.98	$ 1,126.69	$ 7.04	$ 29,669,510.89	$ 17,275,209.06	$ 40,053,839.70	$ 23,313,864.89
2	FEB	24903.38	6688.18	2915.82	$ 1,162.11	$ 7.26	$ 28,940,584.81	$ 17,800,799.28	$ 39,069,789.49	$ 24,023,671.50
3	MAR	28117.49	7538.80	2547.41	$ 1,116.74	$ 6.98	$ 31,399,839.06	$ 20,153,958.53	$ 42,389,782.74	$ 27,201,625.13
4	ABR	26109.73	7564.83	2469.62	$ 1,167.63	$ 7.29	$ 30,486,581.54	$ 18,788,031.32	$ 41,156,885.07	$ 25,357,538.53
5	MAY	26039.39	7586.99	3151.40	$ 1,171.67	$ 7.32	$ 30,509,652.22	$ 17,950,830.36	$ 41,188,030.50	$ 24,225,549.14
6	JUN	25440.40	7462.76	2580.68	$ 1,182.74	$ 7.39	$ 30,089,505.25	$ 18,229,746.05	$ 40,620,832.09	$ 24,603,484.66
7	JUL	25256.72	7425.38	2852.88	$ 1,128.49	$ 7.05	$ 28,502,052.55	$ 16,923,213.38	$ 38,477,770.95	$ 22,839,300.12
8	AGO	24788.58	6895.81	3297.38	$ 1,159.68	$ 7.24	$ 28,746,752.61	$ 16,949,825.97	$ 38,808,116.03	$ 22,873,905.77
9	SEP	20152.36	5836.75	3747.91	$ 1,138.50	$ 7.11	$ 22,943,516.54	$ 12,058,010.57	$ 30,973,747.33	$ 16,268,986.32
10	OCT	21749.64	5955.19	3406.94	$ 1,138.06	$ 7.11	$ 24,752,353.90	$ 14,121,928.01	$ 33,415,677.76	$ 19,056,126.80
11	NOV	18756.80	5653.46	3553.86	$ 1,134.65	$ 7.09	$ 21,282,482.52	$ 10,860,544.50	$ 28,731,351.41	$ 14,652,919.98
12	DIC	18590.03	5712.21	5292.25	$ 1,135.61	$ 7.09	$ 21,111,098.48	$ 8,651,814.11	$ 28,499,982.95	$ 11,666,810.89
				TOTAL ANUAL			$ 328,433,930.37	$ 189,763,911.13	$ 443,385,806.00	$ 256,083,783.73 42.24%

precio de kwh promedio $ 894.65

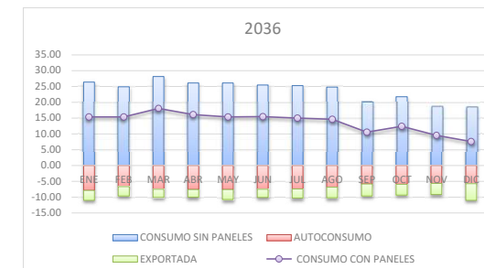

REDUCCION DE PAGO ELECTRICO

2037

	MES	KWH/MES SIN PANELES	KWH/MES AUTOCONSUMO	KWH/MES EXPORTADA	COSTO KWH	COSTO COMECIALIZACION KWH	PRECIO SIN PANELES	PRECIO CON PANELES	PRECIO CONTRIBUCION	PRECIO CONTRIBUCION P
1	ENE	26333.27	7828.00	3081.85	$ 1,171.76	$ 7.32	$ 30,856,291.32	$ 18,095,118.16	$ 41,655,993.29	$ 24,420,515.22
2	FEB	24903.38	6621.30	2886.66	$ 1,208.60	$ 7.55	$ 30,098,208.20	$ 18,628,685.02	$ 40,632,581.07	$ 25,141,097.99
3	MAR	28117.49	7463.42	2521.94	$ 1,161.41	$ 7.25	$ 32,655,832.63	$ 21,077,074.03	$ 44,085,374.04	$ 28,447,646.97
4	ABR	26109.73	7489.18	2444.93	$ 1,214.34	$ 7.58	$ 31,706,044.80	$ 19,661,217.50	$ 42,803,160.48	$ 26,536,153.27
5	MAY	26039.39	7511.12	3119.88	$ 1,218.54	$ 7.61	$ 31,730,038.31	$ 18,799,475.32	$ 42,835,551.72	$ 25,370,980.92
6	JUN	25440.40	7388.13	2554.87	$ 1,230.05	$ 7.68	$ 31,293,085.46	$ 19,082,277.38	$ 42,245,665.37	$ 25,754,204.46
7	JUL	25256.72	7351.12	2824.35	$ 1,173.63	$ 7.33	$ 29,642,134.66	$ 17,720,561.84	$ 40,016,881.78	$ 23,915,512.22
8	AGO	24788.58	6826.85	3264.41	$ 1,206.06	$ 7.53	$ 29,896,622.72	$ 17,750,507.05	$ 40,360,440.67	$ 23,954,577.79
9	SEP	20152.36	5778.38	3710.43	$ 1,184.04	$ 7.40	$ 23,861,257.20	$ 12,653,540.25	$ 32,212,697.23	$ 17,072,675.29
10	OCT	21749.64	5895.64	3372.87	$ 1,183.58	$ 7.39	$ 25,742,448.05	$ 14,797,361.56	$ 34,752,304.87	$ 19,967,711.20
11	NOV	18756.80	5596.93	3518.32	$ 1,180.04	$ 7.37	$ 22,133,781.82	$ 11,403,354.43	$ 29,880,605.46	$ 15,385,452.46
12	DIC	18590.03	5655.09	5239.33	$ 1,181.04	$ 7.38	$ 21,955,542.42	$ 9,127,463.24	$ 29,639,982.26	$ 12,308,548.32
				TOTAL ANUAL			$ 341,571,287.59	$ 198,796,635.78	$ 461,121,238.24	$ 268,275,076.11 41.82%

precio de kwh promedio $ 937.25

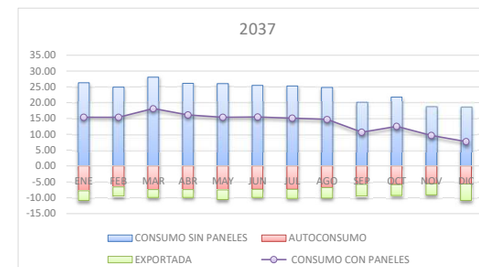

REDUCCION DE PAGO ELECTRICO

2038

	MES	KWH/MES SIN PANELES	KWH/MES AUTOCONSUMO	KWH/MES EXPORTADA	COSTO KWH	COSTO COMECIALIZACION KWH	PRECIO SIN PANELES	PRECIO CON PANELES	PRECIO CONTRIBUCION	PRECIO CONTRIBUCION P	
1	ENE	26333.27	7749.72	3051.03	$ 1,218.63	$ 7.61	$ 32,090,542.98	$ 18,951,639.08	$ 43,322,233.02	$ 25,576,584.80	
2	FEB	24903.38	6555.08	2857.80	$ 1,256.94	$ 7.85	$ 31,302,136.53	$ 19,493,115.46	$ 42,257,884.31	$ 26,307,853.33	
3	MAR	28117.49	7388.78	2496.72	$ 1,207.86	$ 7.54	$ 33,962,065.93	$ 22,040,576.08	$ 45,848,789.01	$ 29,748,185.21	
4	ABR	26109.73	7414.29	2420.48	$ 1,262.91	$ 7.89	$ 32,974,286.59	$ 20,572,932.40	$ 44,515,286.90	$ 27,766,776.28	
5	MAY	26039.39	7436.01	3088.69	$ 1,267.28	$ 7.92	$ 32,999,239.84	$ 19,685,932.19	$ 44,548,973.79	$ 26,567,451.69	
6	JUN	25440.40	7314.25	2529.33	$ 1,279.26	$ 7.99	$ 32,544,808.88	$ 19,972,560.88	$ 43,935,491.98	$ 26,955,883.84	
7	JUL	25256.72	7277.61	2796.11	$ 1,220.58	$ 7.62	$ 30,827,820.04	$ 18,553,368.67	$ 41,617,557.06	$ 25,039,586.95	
8	AGO	24788.58	6758.58	3231.76	$ 1,254.31	$ 7.83	$ 31,092,487.63	$ 18,586,846.93	$ 41,974,858.30	$ 25,083,381.87	
9	SEP	20152.36	5720.60	3673.32	$ 1,231.40	$ 7.69	$ 24,815,707.49	$ 13,276,242.12	$ 33,501,205.12	$ 17,913,038.53	
10	OCT	21749.64	5836.68	3339.14	$ 1,230.92	$ 7.69	$ 26,772,145.97	$ 15,503,084.92	$ 36,142,397.07	$ 20,920,179.42	
11	NOV	18756.80	5540.96	3483.14	$ 1,227.24	$ 7.67	$ 23,019,133.10	$ 11,971,085.05	$ 31,075,829.68	$ 16,151,620.15	
12	DIC	18590.03	5598.53	5186.94	$ 1,228.28	$ 7.67	$ 22,833,764.11	$ 9,625,973.79	$ 30,825,581.55	$ 12,981,137.16	
				TOTAL ANUAL			$ 355,234,139.09	$ 208,233,357.59	$ 479,566,087.77	$ 281,011,679.24	41.40%
									precio de kwh promedio	$ 981.74	

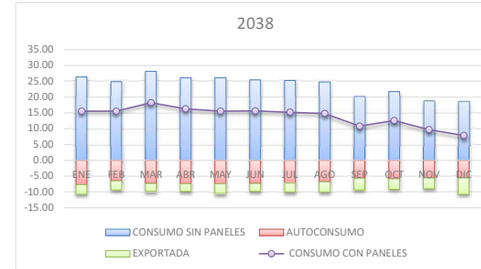

REDUCCION DE PAGO ELECTRICO

2039

	MES	KWH/MES SIN PANELES	KWH/MES AUTOCONSUMO	KWH/MES EXPORTADA	COSTO KWH	COSTO COMECIALIZACION KWH	PRECIO SIN PANELES	PRECIO CON PANELES	PRECIO CONTRIBUCION	PRECIO CONTRIBUCION P	
1	ENE	26333.27	7672.22	3020.52	$ 1,267.38	$ 7.92	$ 33,374,164.70	$ 19,846,349.25	$ 45,055,122.34	$ 26,784,202.94	
2	FEB	24903.38	6489.53	2829.22	$ 1,307.22	$ 8.16	$ 32,554,221.99	$ 20,395,653.90	$ 43,948,199.69	$ 27,526,047.78	
3	MAR	28117.49	7314.89	2471.75	$ 1,256.18	$ 7.85	$ 35,320,548.57	$ 23,046,182.62	$ 47,682,740.57	$ 31,105,558.90	
4	ABR	26109.73	7340.15	2396.27	$ 1,313.43	$ 8.20	$ 34,293,258.05	$ 21,524,823.78	$ 46,295,898.37	$ 29,051,631.84	
5	MAY	26039.39	7361.65	3057.80	$ 1,317.97	$ 8.23	$ 34,319,209.43	$ 20,611,827.88	$ 46,330,932.74	$ 27,817,157.59	
6	JUN	25440.40	7241.10	2504.03	$ 1,330.43	$ 8.31	$ 33,846,601.23	$ 20,902,214.70	$ 45,692,911.66	$ 28,210,707.11	
7	JUL	25256.72	7204.84	2768.15	$ 1,269.40	$ 7.93	$ 32,060,932.84	$ 19,423,157.71	$ 43,282,259.34	$ 26,213,581.32	
8	AGO	24788.58	6691.00	3199.45	$ 1,304.48	$ 8.15	$ 32,336,187.13	$ 19,460,379.47	$ 43,653,852.63	$ 26,262,388.50	
9	SEP	20152.36	5663.39	3636.59	$ 1,280.66	$ 8.00	$ 25,808,335.79	$ 13,927,302.24	$ 34,841,253.32	$ 18,791,677.00	
10	OCT	21749.64	5778.31	3305.75	$ 1,280.16	$ 8.00	$ 27,843,031.81	$ 16,240,406.55	$ 37,588,092.95	$ 21,915,297.66	
11	NOV	18756.80	5485.55	3448.31	$ 1,276.33	$ 7.97	$ 23,939,898.42	$ 12,564,828.16	$ 32,318,862.87	$ 16,952,896.74	
12	DIC	18590.03	5542.55	5135.07	$ 1,277.41	$ 7.98	$ 23,747,114.68	$ 10,148,373.76	$ 32,058,604.82	$ 13,685,964.87	
				TOTAL ANUAL			$ 369,443,504.65	$ 218,091,500.02	$ 498,748,731.28	$ 294,317,112.26	40.99%
									precio de kwh promedio	$ 1,028.23	

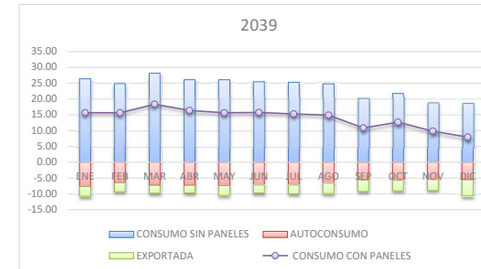

REDUCCION DE PAGO ELECTRICO

2040

	MES	KWH/MES SIN PANELES	KWH/MES AUTOCONSUMO	KWH/MES EXPORTADA	COSTO KWH	COSTO COMECIALIZACION KWH	PRECIO SIN PANELES	PRECIO CON PANELES	PRECIO CONTRIBUCION	PRECIO CONTRIBUCION P	
1	ENE	26333.27	7595.50	2990.31	$ 1,318.07	$ 8.23	$ 34,709,131.28	$ 20,780,892.50	$ 46,857,327.23	$ 28,045,588.62	
2	FEB	24903.38	6424.64	2800.93	$ 1,359.51	$ 8.49	$ 33,856,390.87	$ 21,337,929.16	$ 45,706,127.67	$ 28,797,880.08	
3	MAR	28117.49	7241.75	2447.03	$ 1,306.42	$ 8.16	$ 36,733,370.51	$ 24,095,683.33	$ 49,590,050.19	$ 32,522,183.94	
4	ABR	26109.73	7266.75	2372.31	$ 1,365.97	$ 8.53	$ 35,664,988.37	$ 22,518,608.45	$ 48,147,734.31	$ 30,393,037.48	
5	MAY	26039.39	7288.04	3027.22	$ 1,370.69	$ 8.56	$ 35,691,977.81	$ 21,578,857.76	$ 48,184,170.05	$ 29,122,387.15	
6	JUN	25440.40	7168.69	2478.99	$ 1,383.64	$ 8.64	$ 35,200,465.28	$ 21,872,924.91	$ 47,520,628.13	$ 29,520,950.33	
7	JUL	25256.72	7132.79	2740.47	$ 1,320.18	$ 8.25	$ 33,343,370.16	$ 20,331,516.88	$ 45,013,549.71	$ 27,439,638.82	
8	AGO	24788.58	6624.09	3167.45	$ 1,356.66	$ 8.47	$ 33,629,634.62	$ 20,372,703.05	$ 45,400,006.73	$ 27,493,755.27	
9	SEP	20152.36	5606.76	3600.22	$ 1,331.89	$ 8.32	$ 26,840,669.22	$ 14,607,957.08	$ 36,234,903.45	$ 19,710,259.68	
10	OCT	21749.64	5720.53	3272.69	$ 1,331.37	$ 8.32	$ 28,956,753.09	$ 17,010,690.12	$ 39,091,616.67	$ 22,954,906.64	
11	NOV	18756.80	5430.69	3413.82	$ 1,327.38	$ 8.29	$ 24,897,494.36	$ 13,185,722.01	$ 33,611,617.38	$ 17,790,818.66	
12	DIC	18590.03	5487.12	5083.72	$ 1,328.51	$ 8.30	$ 24,696,999.27	$ 10,695,735.62	$ 33,340,949.01	$ 14,424,478.92	
				TOTAL ANUAL			$ 384,221,244.84	$ 228,389,220.87	$ 518,698,680.53	$ 308,215,885.59	40.58%
									precio de kwh promedio	$ 1,076.78	

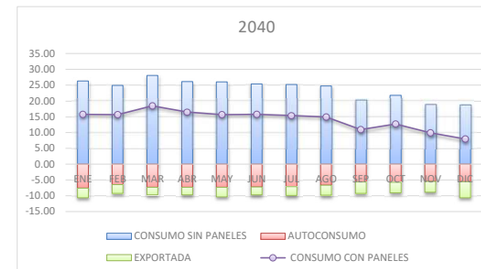

REDUCCION DE PAGO ELECTRICO

2041

	MES	KWH/MES SIN PANELES	KWH/MES AUTOCONSUMO	KWH/MES EXPORTADA	COSTO KWH	COSTO COMECIALIZACION KWH	PRECIO SIN PANELES	PRECIO CON PANELES	PRECIO CONTRIBUCION	PRECIO CONTRIBUCION P	
1	ENE	26333.27	7519.55	2960.41	$ 1,370.79	$ 8.56	$ 36,097,496.53	$ 21,756,981.88	$ 48,731,620.32	$ 29,363,054.24	
2	FEB	24903.38	6360.39	2772.92	$ 1,413.89	$ 8.83	$ 35,210,646.50	$ 22,321,638.33	$ 47,534,372.78	$ 30,125,641.05	
3	MAR	28117.49	7169.33	2422.56	$ 1,358.68	$ 8.49	$ 38,202,705.33	$ 25,190,942.61	$ 51,573,652.20	$ 34,000,577.11	
4	ABR	26109.73	7194.08	2348.59	$ 1,420.60	$ 8.87	$ 37,091,587.91	$ 23,556,075.14	$ 50,073,643.68	$ 31,793,407.83	
5	MAY	26039.39	7215.16	2996.95	$ 1,425.52	$ 8.90	$ 37,119,656.92	$ 22,588,788.52	$ 50,111,536.85	$ 30,485,525.18	
6	JUN	25440.40	7097.01	2454.20	$ 1,438.99	$ 8.99	$ 36,608,483.89	$ 22,886,448.32	$ 49,421,453.26	$ 30,888,984.99	
7	JUL	25256.72	7061.46	2713.06	$ 1,372.99	$ 8.58	$ 34,677,104.96	$ 21,280,100.83	$ 46,814,091.70	$ 28,719,993.05	
8	AGO	24788.58	6557.85	3135.78	$ 1,410.92	$ 8.81	$ 34,974,820.00	$ 21,325,483.26	$ 47,216,007.00	$ 28,779,730.50	
9	SEP	20152.36	5550.69	3564.22	$ 1,385.16	$ 8.65	$ 27,914,295.99	$ 15,319,495.57	$ 37,684,299.59	$ 20,670,526.36	
10	OCT	21749.64	5663.33	3239.96	$ 1,384.62	$ 8.65	$ 30,115,023.21	$ 17,815,356.78	$ 40,655,281.33	$ 24,040,924.69	
11	NOV	18756.80	5376.38	3379.69	$ 1,380.48	$ 8.62	$ 25,893,394.13	$ 13,834,953.33	$ 34,956,082.08	$ 18,666,987.71	
12	DIC	18590.03	5432.25	5032.88	$ 1,381.65	$ 8.63	$ 25,684,879.24	$ 11,269,178.18	$ 34,674,586.97	$ 15,198,189.37	
				TOTAL ANUAL			$ 399,590,094.63	$ 239,145,442.75	$ 539,446,627.75	$ 322,733,542.08	40.17%
									precio de kwh promedio	$ 1,127.50	

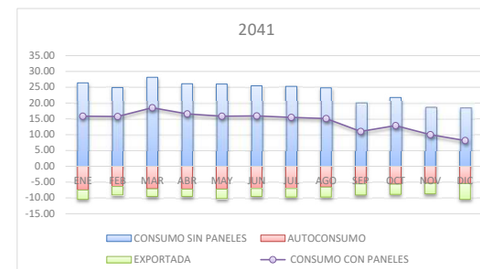

REDUCCION DE PAGO ELECTRICO

2042

	MES	KWH/MES SIN PANELES	KWH/MES AUTOCONSUMO	KWH/MES EXPORTADA	COSTO KWH	COSTO COMECIALIZACION KWH	PRECIO SIN PANELES	PRECIO CON PANELES	PRECIO CONTRIBUCION	PRECIO CONTRIBUCION P	
1	ENE	26333.27	7444.35	2930.81	$ 1,425.63	$ 8.90	$ 37,541,396.40	$ 22,776,402.51	$ 50,680,885.13	$ 30,739,009.50	
2	FEB	24903.38	6296.79	2745.19	$ 1,470.45	$ 9.18	$ 36,619,072.36	$ 23,348,549.55	$ 49,435,747.69	$ 31,511,717.51	
3	MAR	28117.49	7097.63	2398.34	$ 1,413.03	$ 8.83	$ 39,730,813.54	$ 26,333,902.64	$ 53,636,598.29	$ 35,543,360.18	
4	ABR	26109.73	7122.14	2325.10	$ 1,477.43	$ 9.23	$ 38,575,251.43	$ 24,639,087.48	$ 52,076,589.43	$ 33,255,258.60	
5	MAY	26039.39	7143.00	2966.98	$ 1,482.54	$ 9.26	$ 38,604,443.20	$ 23,643,461.09	$ 52,115,998.32	$ 31,909,056.71	
6	JUN	25440.40	7026.04	2429.66	$ 1,496.55	$ 9.35	$ 38,072,823.25	$ 23,944,615.42	$ 51,398,311.39	$ 32,317,282.06	
7	JUL	25256.72	6990.84	2685.93	$ 1,427.90	$ 8.92	$ 36,064,189.16	$ 22,270,633.71	$ 48,686,655.37	$ 30,056,971.40	
8	AGO	24788.58	6492.27	3104.42	$ 1,467.36	$ 9.16	$ 36,373,812.80	$ 22,320,455.69	$ 49,104,647.28	$ 30,122,656.99	
9	SEP	20152.36	5495.18	3528.58	$ 1,440.57	$ 9.00	$ 29,030,867.83	$ 16,063,261.32	$ 39,191,671.57	$ 21,674,290.65	
10	OCT	21749.64	5606.69	3207.56	$ 1,440.01	$ 8.99	$ 31,319,624.14	$ 18,655,887.58	$ 42,281,492.59	$ 25,175,350.99	
11	NOV	18756.80	5322.62	3345.89	$ 1,435.70	$ 8.97	$ 26,929,129.90	$ 14,513,759.24	$ 36,354,325.36	$ 19,583,073.80	
12	DIC	18590.03	5377.93	4982.55	$ 1,436.91	$ 8.97	$ 26,712,274.41	$ 11,869,868.60	$ 36,061,570.45	$ 16,008,671.48	
				TOTAL ANUAL			$ 415,573,698.42	$ 250,379,884.84	$ 561,024,492.86	$ 337,896,699.85	39.77%
									precio de kwh promedio	$ 1,180.48	

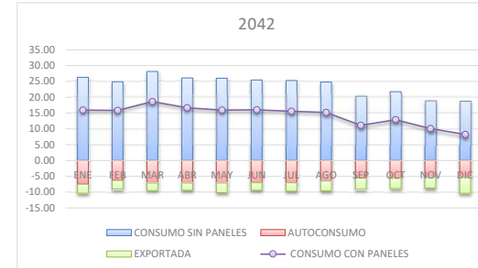

REDUCCION DE PAGO ELECTRICO

2043

	MES	KWH/MES SIN PANELES	KWH/MES AUTOCONSUMO	KWH/MES EXPORTADA	COSTO KWH	COSTO COMECIALIZACION KWH	PRECIO SIN PANELES	PRECIO CON PANELES	PRECIO CONTRIBUCION	PRECIO CONTRIBUCION P	
1	ENE	26333.27	7369.91	2901.50	$ 1,482.65	$ 9.26	$ 39,043,052.25	$ 23,841,014.55	$ 52,708,120.54	$ 32,175,965.39	
2	FEB	24903.38	6233.82	2717.74	$ 1,529.26	$ 9.55	$ 38,083,835.26	$ 24,420,504.96	$ 51,413,177.60	$ 32,958,596.12	
3	MAR	28117.49	7026.66	2374.35	$ 1,469.55	$ 9.18	$ 41,320,046.09	$ 27,526,586.62	$ 55,782,062.22	$ 37,153,264.26	
4	ABR	26109.73	7050.92	2301.85	$ 1,536.53	$ 9.60	$ 40,118,261.48	$ 25,769,587.08	$ 54,159,653.00	$ 34,781,210.78	
5	MAY	26039.39	7071.57	2937.31	$ 1,541.84	$ 9.63	$ 40,148,620.93	$ 24,744,793.75	$ 54,200,638.25	$ 33,395,571.17	
6	JUN	25440.40	6955.78	2405.36	$ 1,556.41	$ 9.72	$ 39,595,736.18	$ 25,049,333.40	$ 53,454,243.84	$ 33,808,416.04	
7	JUL	25256.72	6920.94	2659.07	$ 1,485.02	$ 9.28	$ 37,506,756.73	$ 23,304,912.03	$ 50,634,121.58	$ 31,452,998.97	
8	AGO	24788.58	6427.35	3073.38	$ 1,526.06	$ 9.53	$ 37,828,765.31	$ 23,359,428.83	$ 51,068,833.17	$ 31,524,975.97	
9	SEP	20152.36	5440.23	3493.29	$ 1,498.19	$ 9.36	$ 30,192,102.55	$ 16,840,654.88	$ 40,759,338.44	$ 22,723,443.04	
10	OCT	21749.64	5550.63	3175.49	$ 1,497.61	$ 9.35	$ 32,572,409.10	$ 19,533,825.94	$ 43,972,752.29	$ 26,360,268.90	
11	NOV	18756.80	5269.39	3312.43	$ 1,493.13	$ 9.33	$ 28,006,295.09	$ 15,223,429.47	$ 37,808,498.37	$ 20,540,817.77	
12	DIC	18590.03	5324.15	4932.73	$ 1,494.39	$ 9.33	$ 27,780,765.38	$ 12,499,024.36	$ 37,504,033.27	$ 16,857,568.49	
				TOTAL ANUAL			$ 432,196,646.35	$ 262,113,095.89	$ 583,465,472.58	$ 353,733,096.89	39.37%
									precio de kwh promedio	$ 1,235.80	

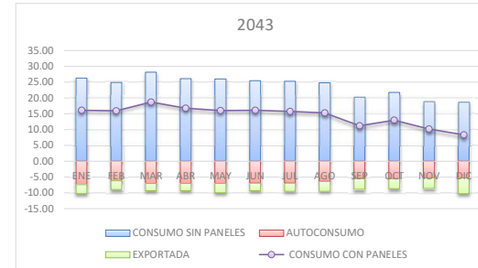

REDUCCION DE PAGO ELECTRICO

2044

	MES	KWH/MES SIN PANELES	KWH/MES AUTOCONSUMO	KWH/MES EXPORTADA	COSTO KWH	COSTO COMECIALIZACION KWH	PRECIO SIN PANELES	PRECIO CON PANELES	PRECIO CONTRIBUCION	PRECIO CONTRIBUCION P	
1	ENE	26333.27	7296.21	2872.48	$ 1,541.96	$ 9.63	$ 40,604,774.34	$ 24,952,756.32	$ 54,816,445.36	$ 33,676,538.42	
2	FEB	24903.38	6171.48	2690.56	$ 1,590.43	$ 9.93	$ 39,607,188.67	$ 25,539,423.80	$ 53,469,704.70	$ 34,468,867.61	
3	MAR	28117.49	6956.39	2350.61	$ 1,528.33	$ 9.55	$ 42,972,847.93	$ 28,771,102.07	$ 58,013,344.71	$ 38,833,134.33	
4	ABR	26109.73	6980.41	2278.83	$ 1,597.99	$ 9.98	$ 41,722,991.94	$ 26,949,596.78	$ 56,326,039.12	$ 36,373,995.01	
5	MAY	26039.39	7000.86	2907.94	$ 1,603.52	$ 10.02	$ 41,754,565.77	$ 25,894,785.30	$ 56,368,663.78	$ 34,947,766.71	
6	JUN	25440.40	6886.22	2381.31	$ 1,618.67	$ 10.11	$ 41,179,565.63	$ 26,202,589.33	$ 55,592,413.60	$ 35,365,069.30	
7	JUL	25256.72	6851.73	2632.48	$ 1,544.42	$ 9.65	$ 39,007,027.00	$ 24,384,807.70	$ 52,659,486.45	$ 32,910,602.60	
8	AGO	24788.58	6363.07	3042.64	$ 1,587.10	$ 9.91	$ 39,341,915.93	$ 24,444,287.09	$ 53,111,586.50	$ 32,989,231.12	
9	SEP	20152.36	5385.83	3458.36	$ 1,558.12	$ 9.73	$ 31,399,786.65	$ 17,653,136.13	$ 42,389,711.98	$ 23,819,954.08	
10	OCT	21749.64	5495.12	3143.73	$ 1,557.51	$ 9.73	$ 33,875,305.47	$ 20,450,780.24	$ 45,731,662.38	$ 27,597,849.48	
11	NOV	18756.80	5216.70	3279.31	$ 1,552.85	$ 9.70	$ 29,126,546.90	$ 15,965,308.45	$ 39,320,838.31	$ 21,542,034.35	
12	DIC	18590.03	5270.91	4883.40	$ 1,554.17	$ 9.71	$ 28,891,996.00	$ 13,157,915.45	$ 39,004,194.60	$ 17,746,594.46	
				TOTAL ANUAL			$ 449,484,512.21	$ 274,366,488.65	$ 606,804,091.48	$ 370,271,637.47	38.98%
									precio de kwh promedio	$ 1,293.58	

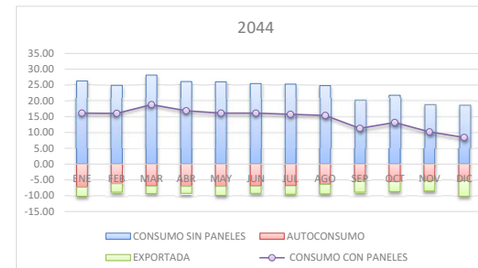

REDUCCION DE PAGO ELECTRICO

2045

	MES	KWH/MES SIN PANELES	KWH/MES AUTOCONSUMO	KWH/MES EXPORTADA	COSTO KWH	COSTO COMECIALIZACION KWH	PRECIO SIN PANELES	PRECIO CON PANELES	PRECIO CONTRIBUCION	PRECIO CONTRIBUCION P	
1	ENE	26333.27	7223.25	2843.76	$ 1,603.64	$ 10.02	$ 42,228,965.32	$ 26,113,647.56	$ 57,009,103.18	$ 35,243,454.99	
2	FEB	24903.38	6109.77	2663.65	$ 1,654.05	$ 10.33	$ 41,191,476.22	$ 26,707,305.50	$ 55,608,492.89	$ 36,045,231.02	
3	MAR	28117.49	6886.83	2327.10	$ 1,589.46	$ 9.93	$ 44,691,761.85	$ 30,069,644.31	$ 60,333,878.49	$ 40,585,933.89	
4	ABR	26109.73	6910.61	2256.04	$ 1,661.91	$ 10.38	$ 43,391,911.62	$ 28,181,223.96	$ 58,579,080.69	$ 38,036,456.07	
5	MAY	26039.39	6930.85	2878.86	$ 1,667.66	$ 10.42	$ 43,424,748.40	$ 27,095,518.43	$ 58,623,410.34	$ 36,568,454.71	
6	JUN	25440.40	6817.36	2357.50	$ 1,683.41	$ 10.51	$ 42,826,748.25	$ 27,406,453.45	$ 57,816,110.14	$ 36,990,036.45	
7	JUL	25256.72	6783.21	2606.16	$ 1,606.20	$ 10.03	$ 40,567,308.08	$ 25,512,271.09	$ 54,765,865.90	$ 34,432,415.10	
8	AGO	24788.58	6299.44	3012.21	$ 1,650.58	$ 10.31	$ 40,915,592.56	$ 25,576,993.91	$ 55,236,049.96	$ 34,518,072.87	
9	SEP	20152.36	5331.97	3423.78	$ 1,620.44	$ 10.12	$ 32,655,778.11	$ 18,502,226.74	$ 44,085,300.45	$ 24,965,877.72	
10	OCT	21749.64	5440.17	3112.30	$ 1,619.81	$ 10.12	$ 35,230,317.69	$ 21,408,426.52	$ 47,560,928.88	$ 28,890,355.12	
11	NOV	18756.80	5164.53	3246.51	$ 1,614.97	$ 10.09	$ 30,291,608.77	$ 16,740,797.67	$ 40,893,671.84	$ 22,588,615.29	
12	DIC	18590.03	5218.20	4834.57	$ 1,616.33	$ 10.10	$ 30,047,675.84	$ 13,847,866.50	$ 40,564,362.38	$ 18,677,537.28	
				TOTAL ANUAL			$ 467,463,892.70	$ 287,162,375.64	$ 631,076,255.14	$ 387,542,440.50	38.59%
									precio de kwh promedio	$ 1,353.92	

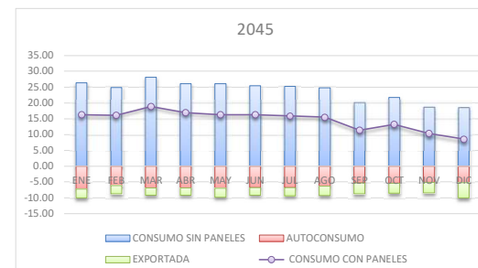

REDUCCION DE PAGO ELECTRICO

2046

	MES	KWH/MES SIN PANELES	KWH/MES AUTOCONSUMO	KWH/MES EXPORTADA	COSTO KWH	COSTO COMECIALIZACION KWH	PRECIO SIN PANELES	PRECIO CON PANELES	PRECIO CONTRIBUCION	PRECIO CONTRIBUCION P	
1	ENE	26333.27	7151.01	2815.32	$ 1,667.78	$ 10.42	$ 43,918,123.93	$ 27,325,792.77	$ 59,289,467.30	$ 36,879,555.93	
2	FEB	24903.38	6048.67	2637.02	$ 1,720.21	$ 10.74	$ 42,839,135.26	$ 27,926,233.10	$ 57,832,832.61	$ 37,690,498.19	
3	MAR	28117.49	6817.96	2303.83	$ 1,653.04	$ 10.32	$ 46,479,432.32	$ 31,424,500.10	$ 62,747,233.63	$ 42,414,749.87	
4	ABR	26109.73	6841.50	2233.48	$ 1,728.38	$ 10.80	$ 45,127,588.09	$ 29,466,664.07	$ 60,922,243.91	$ 39,771,557.61	
5	MAY	26039.39	6861.54	2850.07	$ 1,734.36	$ 10.83	$ 45,161,738.33	$ 28,349,163.16	$ 60,968,346.75	$ 38,260,564.44	
6	JUN	25440.40	6749.18	2333.92	$ 1,750.75	$ 10.94	$ 44,539,818.18	$ 28,663,082.66	$ 60,128,754.54	$ 38,686,229.07	
7	JUL	25256.72	6715.38	2580.09	$ 1,670.45	$ 10.43	$ 42,190,000.40	$ 26,689,334.32	$ 56,956,500.54	$ 36,021,179.59	
8	AGO	24788.58	6236.45	2982.09	$ 1,716.61	$ 10.72	$ 42,552,216.27	$ 26,759,595.09	$ 57,445,491.96	$ 36,114,262.74	
9	SEP	20152.36	5278.65	3389.54	$ 1,685.26	$ 10.53	$ 33,962,009.24	$ 19,389,512.75	$ 45,848,712.47	$ 26,163,354.83	
10	OCT	21749.64	5385.77	3081.17	$ 1,684.60	$ 10.52	$ 36,639,530.39	$ 22,408,511.24	$ 49,463,366.03	$ 30,240,143.29	
11	NOV	18756.80	5112.89	3214.05	$ 1,679.57	$ 10.49	$ 31,503,273.12	$ 17,551,358.01	$ 42,529,418.72	$ 23,682,532.49	
12	DIC	18590.03	5166.02	4786.22	$ 1,680.99	$ 10.50	$ 31,249,582.87	$ 14,570,259.18	$ 42,186,936.88	$ 19,652,261.75	
				TOTAL ANUAL			$ 486,162,448.40	$ 300,524,006.45	$ 656,319,305.35	$ 405,576,889.79	38.20%
										precio de kwh promedio	$ 1,416.92

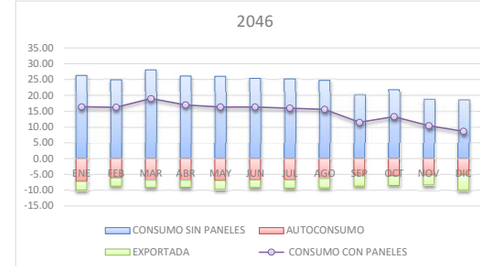

REDUCCION DE PAGO ELECTRICO

2047

	MES	KWH/MES SIN PANELES	KWH/MES AUTOCONSUMO	KWH/MES EXPORTADA	COSTO KWH	COSTO COMECIALIZACION KWH	PRECIO SIN PANELES	PRECIO CON PANELES	PRECIO CONTRIBUCION	PRECIO CONTRIBUCION P	
1	ENE	26333.27	7079.50	2787.17	$ 1,734.49	$ 10.83	$ 45,674,848.89	$ 28,591,384.72	$ 61,661,046.00	$ 38,587,801.24	
2	FEB	24903.38	5988.18	2610.65	$ 1,789.02	$ 11.17	$ 44,552,700.67	$ 29,198,376.61	$ 60,146,145.91	$ 39,407,598.39	
3	MAR	28117.49	6749.78	2280.79	$ 1,719.17	$ 10.74	$ 48,338,609.61	$ 32,838,051.40	$ 65,257,122.98	$ 44,322,797.69	
4	ABR	26109.73	6773.08	2211.15	$ 1,797.52	$ 11.23	$ 46,932,691.61	$ 30,808,204.24	$ 63,359,133.67	$ 41,582,387.05	
5	MAY	26039.39	6792.93	2821.57	$ 1,803.74	$ 11.27	$ 46,968,207.87	$ 29,657,980.47	$ 63,407,080.62	$ 40,027,147.95	
6	JUN	25440.40	6681.69	2310.58	$ 1,820.78	$ 11.37	$ 46,321,410.91	$ 29,974,724.01	$ 62,533,904.73	$ 40,456,680.50	
7	JUL	25256.72	6648.22	2554.29	$ 1,737.26	$ 10.85	$ 43,877,600.42	$ 27,918,114.62	$ 59,234,760.56	$ 37,679,754.11	
8	AGO	24788.58	6174.08	2952.27	$ 1,785.27	$ 11.15	$ 44,254,304.92	$ 27,994,222.16	$ 59,743,311.64	$ 37,780,678.03	
9	SEP	20152.36	5225.86	3355.64	$ 1,752.67	$ 10.95	$ 35,320,489.61	$ 20,316,647.22	$ 47,682,660.97	$ 27,414,616.74	
10	OCT	21749.64	5331.91	3050.36	$ 1,751.99	$ 10.94	$ 38,105,111.61	$ 23,452,854.29	$ 51,441,900.67	$ 31,649,670.54	
11	NOV	18756.80	5061.76	3181.91	$ 1,746.75	$ 10.91	$ 32,763,404.05	$ 18,398,512.25	$ 44,230,595.46	$ 24,825,841.41	
12	DIC	18590.03	5114.36	4738.36	$ 1,748.23	$ 10.92	$ 32,499,566.19	$ 15,326,534.51	$ 43,874,414.35	$ 20,672,712.84	
				TOTAL ANUAL			$ 505,608,946.34	$ 314,475,606.50	$ 682,572,077.56	$ 424,407,686.50	37.82%
										precio de kwh promedio	$ 1,482.71

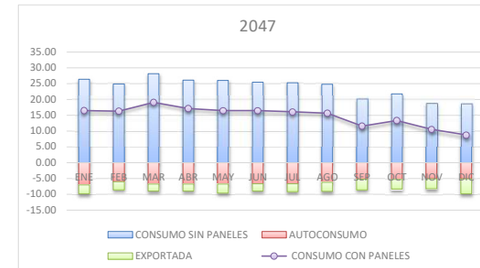

REDUCCION DE PAGO ELECTRICO

2048

	MES	KWH/MES SIN PANELES	KWH/MES AUTOCONSUMO	KWH/MES EXPORTADA	COSTO KWH	COSTO COMECIALIZACION KWH	PRECIO SIN PANELES	PRECIO CON PANELES	PRECIO CONTRIBUCION	PRECIO CONTRIBUCION P	
1	ENE	26333.27	7008.71	2759.30	$ 1,803.87	$ 11.27	$ 47,501,842.84	$ 29,912,708.14	$ 64,127,487.84	$ 40,371,275.04	
2	FEB	24903.38	5928.30	2584.54	$ 1,860.58	$ 11.62	$ 46,334,808.70	$ 30,525,996.64	$ 62,551,991.75	$ 41,199,583.22	
3	MAR	28117.49	6682.28	2257.99	$ 1,787.93	$ 11.17	$ 50,272,154.00	$ 34,312,779.26	$ 67,867,407.90	$ 46,313,426.59	
4	ABR	26109.73	6705.35	2189.04	$ 1,869.42	$ 11.68	$ 48,809,999.27	$ 32,208,227.08	$ 65,893,499.02	$ 43,472,160.70	
5	MAY	26039.39	6725.00	2793.35	$ 1,875.89	$ 11.72	$ 48,846,936.18	$ 31,024,326.05	$ 65,943,363.84	$ 41,871,385.17	
6	JUN	25440.40	6614.87	2287.48	$ 1,893.61	$ 11.83	$ 48,174,267.34	$ 31,343,718.52	$ 65,035,260.92	$ 42,304,550.85	
7	JUL	25256.72	6581.74	2528.75	$ 1,806.75	$ 11.28	$ 45,632,704.43	$ 29,200,817.85	$ 61,604,150.98	$ 39,411,116.34	
8	AGO	24788.58	6112.34	2922.75	$ 1,856.68	$ 11.60	$ 46,024,477.11	$ 29,283,095.90	$ 62,133,044.10	$ 39,520,316.55	
9	SEP	20152.36	5173.60	3322.09	$ 1,822.78	$ 11.38	$ 36,733,309.19	$ 21,285,353.07	$ 49,589,967.41	$ 28,721,989.07	
10	OCT	21749.64	5278.59	3019.86	$ 1,822.07	$ 11.38	$ 39,629,316.07	$ 24,543,351.94	$ 53,499,576.70	$ 33,121,496.55	
11	NOV	18756.80	5011.14	3150.09	$ 1,816.62	$ 11.35	$ 34,073,940.21	$ 19,283,847.61	$ 45,999,819.28	$ 26,020,684.50	
12	DIC	18590.03	5063.21	4690.97	$ 1,818.15	$ 11.36	$ 33,799,548.83	$ 16,118,195.42	$ 45,629,390.92	$ 21,740,919.05	
				TOTAL ANUAL			$ 525,833,304.19	$ 329,042,417.50	$ 709,874,960.66	$ 444,068,903.63	37.44%
										precio de kwh promedio	$ 1,551.40

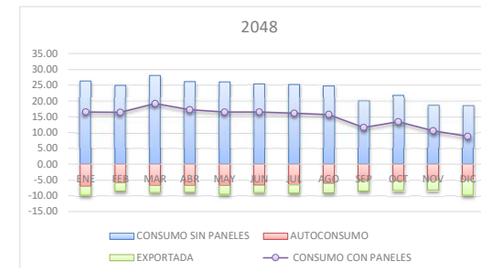

REDUCCION DE PAGO ELECTRICO

2049

	MES	KWH/MES SIN PANELES	KWH/MES AUTOCONSUMO	KWH/MES EXPORTADA	COSTO KWH	COSTO COMECIALIZACION KWH	PRECIO SIN PANELES	PRECIO CON PANELES	PRECIO CONTRIBUCION	PRECIO CONTRIBUCION P	
1	ENE	26333.27	6938.62	2731.70	$ 1,876.03	$ 11.72	$ 49,401,916.55	$ 31,292,143.47	$ 66,692,587.35	$ 42,233,190.65	
2	FEB	24903.38	5869.02	2558.69	$ 1,935.01	$ 12.09	$ 48,188,201.05	$ 31,911,448.15	$ 65,054,071.42	$ 43,069,631.60	
3	MAR	28117.49	6615.46	2235.41	$ 1,859.45	$ 11.61	$ 52,283,040.16	$ 35,851,267.93	$ 70,582,104.21	$ 48,390,125.05	
4	ABR	26109.73	6638.30	2167.14	$ 1,944.19	$ 12.14	$ 50,762,399.24	$ 33,669,214.60	$ 68,529,238.98	$ 45,444,229.04	
5	MAY	26039.39	6657.75	2765.42	$ 1,950.92	$ 12.19	$ 50,800,813.63	$ 32,450,654.24	$ 68,581,098.40	$ 43,796,589.15	
6	JUN	25440.40	6548.73	2264.60	$ 1,969.36	$ 12.30	$ 50,101,238.04	$ 32,772,504.97	$ 67,636,671.35	$ 44,233,132.27	
7	JUL	25256.72	6515.92	2503.46	$ 1,879.02	$ 11.74	$ 47,458,012.61	$ 30,539,742.19	$ 64,068,317.02	$ 41,218,368.56	
8	AGO	24788.58	6051.22	2893.52	$ 1,930.95	$ 12.06	$ 47,865,456.20	$ 30,628,530.10	$ 64,618,365.87	$ 41,336,301.57	
9	SEP	20152.36	5121.87	3288.87	$ 1,895.69	$ 11.84	$ 38,202,641.56	$ 22,297,425.94	$ 51,573,566.11	$ 30,087,895.61	
10	OCT	21749.64	5225.80	2989.66	$ 1,894.95	$ 11.84	$ 41,214,488.72	$ 25,681,980.05	$ 55,639,559.77	$ 34,658,288.45	
11	NOV	18756.80	4961.03	3118.59	$ 1,889.28	$ 11.80	$ 35,436,897.82	$ 20,209,018.48	$ 47,839,812.05	$ 27,269,294.89	
12	DIC	18590.03	5012.58	4644.06	$ 1,890.88	$ 11.81	$ 35,151,530.79	$ 16,946,809.31	$ 47,454,566.56	$ 22,858,995.92	
				TOTAL ANUAL			$ 546,866,636.36	$ 344,250,739.42	$ 738,269,959.09	$ 464,596,042.77	37.07%
										precio de kwh promedio	$ 1,623.11

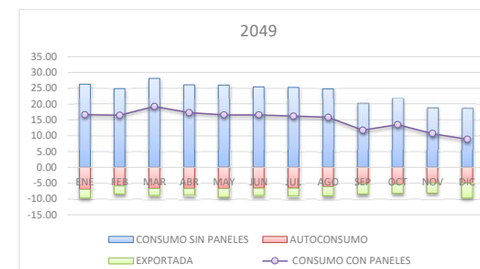

REDUCCION DE PAGO ELECTRICO

2050

	MES	KWH/MES SIN PANELES	KWH/MES AUTOCONSUMO	KWH/MES EXPORTADA	COSTO KWH	COSTO COMECIALIZACION KWH	PRECIO SIN PANELES	PRECIO CON PANELES	PRECIO CONTRIBUCION	PRECIO CONTRIBUCION P	
1	ENE	26333.27	6869.23	2704.39	$ 1,951.07	$ 12.19	$ 51,377,993.22	$ 32,732,170.84	$ 69,360,290.84	$ 44,176,896.00	
2	FEB	24903.38	5810.33	2533.11	$ 2,012.41	$ 12.57	$ 50,115,729.09	$ 33,357,184.31	$ 67,656,234.27	$ 45,021,055.04	
3	MAR	28117.49	6549.30	2213.05	$ 1,933.83	$ 12.08	$ 54,374,361.76	$ 37,456,209.08	$ 73,405,388.38	$ 50,556,526.64	
4	ABR	26109.73	6571.92	2145.47	$ 2,021.96	$ 12.63	$ 52,792,895.21	$ 35,193,752.30	$ 71,270,408.54	$ 47,502,082.31	
5	MAY	26039.39	6591.17	2737.76	$ 2,028.96	$ 12.67	$ 52,832,846.17	$ 33,939,522.07	$ 71,324,342.33	$ 45,806,211.62	
6	JUN	25440.40	6483.24	2241.96	$ 2,048.13	$ 12.79	$ 52,105,287.56	$ 34,263,623.99	$ 70,342,138.21	$ 46,245,854.37	
7	JUL	25256.72	6450.76	2478.43	$ 1,954.19	$ 12.21	$ 49,356,333.11	$ 31,937,281.89	$ 66,631,049.71	$ 43,104,742.76	
8	AGO	24788.58	5990.71	2864.59	$ 2,008.19	$ 12.54	$ 49,780,074.44	$ 32,032,935.34	$ 67,203,100.50	$ 43,231,887.11	
9	SEP	20152.36	5070.65	3255.98	$ 1,971.52	$ 12.31	$ 39,730,747.22	$ 23,354,737.21	$ 53,636,508.75	$ 31,514,862.40	
10	OCT	21749.64	5173.55	2959.76	$ 1,970.75	$ 12.31	$ 42,863,068.27	$ 26,870,797.34	$ 57,865,142.16	$ 36,262,825.21	
11	NOV	18756.80	4911.42	3087.40	$ 1,964.85	$ 12.27	$ 36,854,373.73	$ 21,175,749.16	$ 49,753,404.54	$ 28,574,000.06	
12	DIC	18590.03	4962.46	4597.62	$ 1,966.52	$ 12.28	$ 36,557,592.02	$ 17,814,010.79	$ 49,352,749.22	$ 24,029,149.69	
				TOTAL ANUAL			$ 568,741,301.82	$ 360,127,974.32	$ 767,800,757.45	$ 486,026,093.21	36.70%
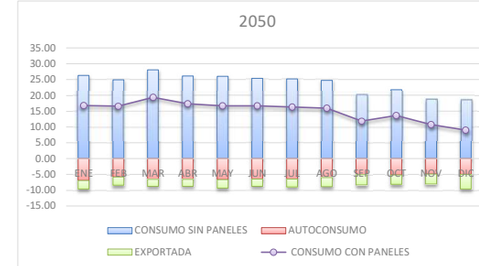
precio de kwh promedio $ 1,697.98